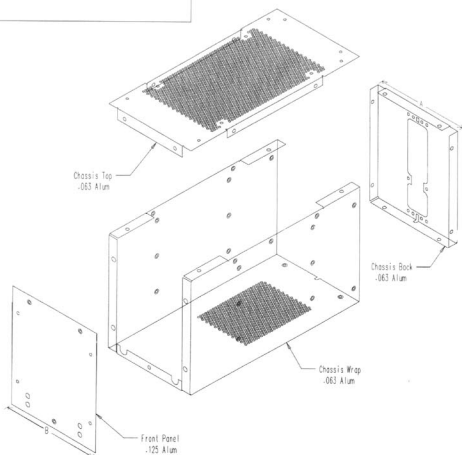


## PRODUCT SERIES

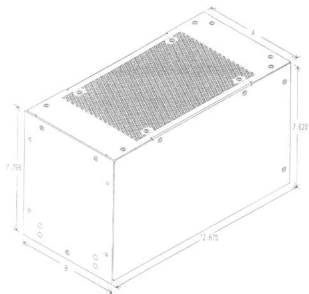
- One piece "chassis wrap" construction (5052 H32 aluminum)
- 2 thru 12 MCU (per ARINC 600)
- Removable front, top, and rear panels for easier access and packaging
- Lightweight Sheet Metal Construction
- Ventilated Design



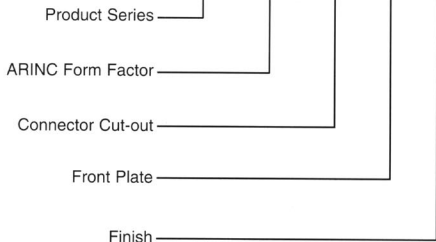
## DIMENSIONS

	2MCU	3MCU	4MCU	5MCU	6MCU	7MCU	8MCU	9MCU	10MCU	11MCU	12MCU
A	2.25 in.	3.56 in.	4.88 in.	6.19 in.	7.50 in.	8.79 in.	10.09 in.	11.39 in.	12.69 in.	13.99 in.	15.29 in.
B	2.33 in.	3.64 in.	4.96 in.	6.27 in.	7.58 in.	8.87 in.	10.17 in.	11.47 in.	12.77 in.	14.07 in.	15.37 in.

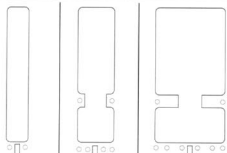
# CX-6 ENCLOSURES



**ORDER CODE** CX-6 - 00 00 - 0 0



## CONNECTOR CUT-OUTS



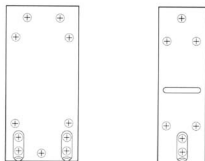
SHELL SIZE: **1**      **2**      **3**

CODE: **C1**      **C2**      **C3**

## ARINC FACTOR

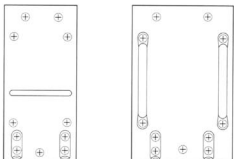
CODE	SIZE	A	B
02	2MCU	2.25 in.	2.33 in.
03	3MCU	3.56 in.	3.64 in.
04	4MCU	4.88 in.	4.96 in.
05	5MCU	6.19 in.	6.27 in.
06	6MCU	7.50 in.	7.58 in.
07	7MCU	8.79 in.	8.87 in.
08	8MCU	10.09 in.	10.17 in.
09	9MCU	11.39 in.	11.47 in.
10	10MCU	12.69 in.	12.77 in.
11	11MCU	13.99 in.	14.07 in.
12	12MCU	15.29 in.	15.37 in.

## FRONT PLATE



STYLE **B**      **S**

CODE



STYLE **S**      **S**

CODE

## FINISH

CODE	DESCRIPTION
0	NONE
1	BLACK WRINKLE
2	BLACK POLANE
3	ORANGE (PER MIL.-STD 595)
00000	PER MIL.-STD 595